

# Series 804 Push-Pull Mighty Mouse Plug Connector Ordering Information

804-001 & 804-002



Series 804 Plug Connector

**Quick Disconnect**

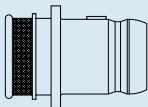
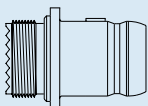
These plugs snap securely into receptacle housings and release with a simple pull.

**Two Keying Styles**

A single master key provides fast mating in low-light situations, or specify three keys for more polarizing options.

**Two Shell Styles**

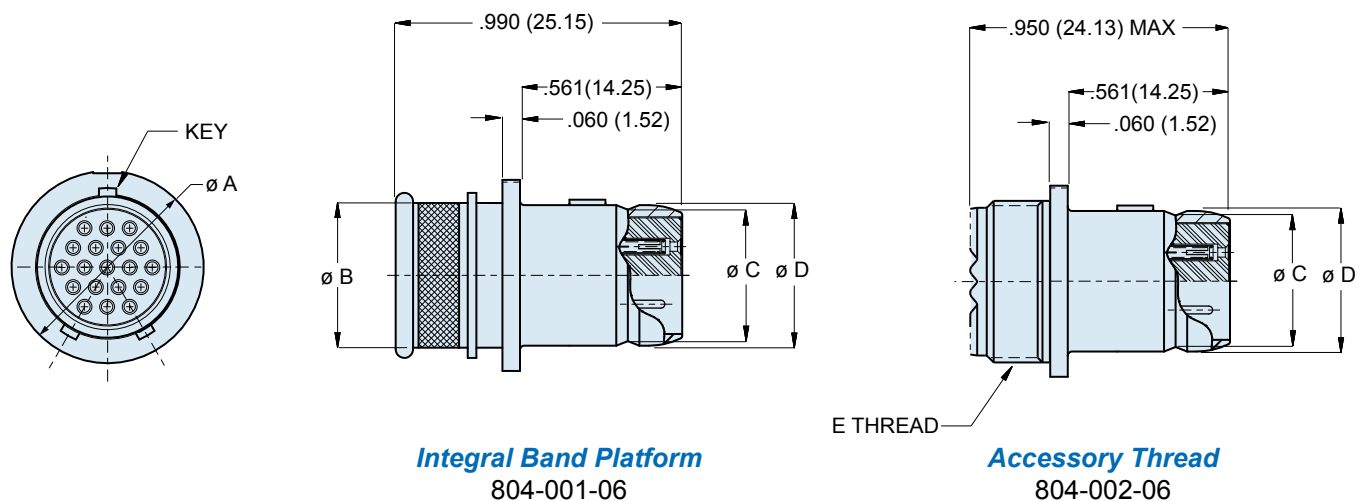
Integral platform for direct shield attachment using the *BAND-IT*<sup>®</sup> termination system, or an accessory thread for attaching a strain relief.

HOW TO ORDER					
Sample Part Number					
804-001	-06	M	9-19	S	
Series	Shell Style	Shell Material / Finish	Shell Size- Insert Arrangement	Contact Type	Shell Key Position
 <p><b>804-001</b> Plug with Banding Platform</p>  <p><b>804-002</b> Plug with Accessory Thread</p>	-06 Plug	<p><b>C</b> Aluminum / Black Anodize (Non-Conductive) RoHS Compliant</p>	SEE CONTACT ARRANGEMENTS PAGE G-2	<p><b>Connector supplied with contacts</b></p> <p><b>P</b> Pin</p>	<p><b>Omit</b> for Single Master Key</p>
		<p><b>M</b> Aluminum / Electroless Nickel RoHS Compliant</p>		<p><b>S</b> Socket</p>	
		<p><b>NF</b> Aluminum / Cadmium with Olive Drab Chromate</p>		<p><b>Connector supplied without contacts</b></p> <p><b>A</b> Pin Connector, less contacts</p>	<p><b>B</b> Pos. B</p>
		<p><b>ZN</b> Aluminum / Zinc-Nickel with Olive Drab Chromate</p>		<p><b>B</b> Socket Connector, less contacts</p>	<p><b>C</b> Pos. C</p>
		<p><b>ZNU</b> Aluminum / Zinc-Nickel with Black Chromate</p>		<p>Connectors with contacts are supplied with signal and/or power crimp contacts. These contacts are not installed.</p>	<p><b>D</b> Pos. D</p>
		<p><b>MT</b> Aluminum / Nickel-PTFE RoHS Compliant</p>		<p>Coaxial contacts and non-standard signal contacts are ordered separately.</p>	
		<p><b>Z1</b> Stainless Steel / Passivated RoHS Compliant</p>			

Dimensions in inches (millimeters) and are subject to change without notice.

**Glenair is Distributed by Air Electro Inc.**





**Integral Band Platform**  
804-001-06

**Accessory Thread**  
804-002-06

## DIMENSIONS

Shell Size	Ø A Max.		Ø B		Ø C		Ø D		E Threads
	In.	mm.	In.	mm.	In.	mm.	In.	mm.	
5	.427	10.85	.246	6.25	.219	5.56	.250	6.35	.2500-32 UNEF-2A
6	.495	12.57	.286	7.26	.282	7.16	.313	7.95	.3125-32 UNEF-2A
7	.575	14.61	.390	9.91	.351	8.92	.383	9.73	.4375-28 UNEF-2A
8	.614	15.60	.442	11.23	.398	10.11	.429	10.90	.5000-28 UNEF-2A
9	.670	17.02	.500	12.70	.454	11.53	.486	12.34	.5625-24 UNEF-2A
10	.745	18.92	.564	14.33	.529	13.44	.563	14.30	.6250-24 UNEF-2A
12	.865	21.97	.650	16.51	.646	16.41	.676	17.17	.6875-24 UNEF-2A
14	.985	25.02	.805	20.45	.768	19.51	.800	20.32	.9375-20 UNEF-2A

## SERIES 804 PLUG KEY POSITIONS

	A°	B°	
A	150°	210°	
B	75°	210°	
C	95°	230°	
D	140°	275°	

Dimensions in inches (millimeters) and are subject to change without notice.

**Glenair is Distributed by Air Electro Inc.**