

Series 805 Mighty Mouse Triple-Start Plug Connector Ordering Information

805-001 and 805-002



Two Shell Styles: Integral platform for direct shield attachment using BAND-IT[®] termination system, or accessory thread for attaching a strain relief.

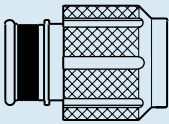
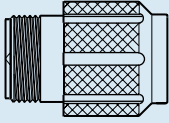
EMI Ground Spring provides low shell-to-shell resistance. This nickel-plated beryllium copper spring enables the Series 805 to meet greater than 60 dB shielding effectiveness from 100 MHz to 15 GHz.

Ratchet Mechanism for Secure Coupling:

Series 805 connectors feature a spring mechanism in the coupling nut that locks into radial teeth on the plug barrel. This feature allows the Series 805 to stay mated even when under high vibration, without the need for safety wire or torque tools.

HOW TO ORDER

Sample Part Number

805-002	-16	M	8-4	P	A
Series	Shell Style	Shell Material / Finish	Shell Size- Insert Arrangement	Contact Type	Shell Key Position
 <p>805-001 Plug with Banding Platform</p>	<p>-16 Plug Connector with Ratcheting Anti-Decoupling Mechanism</p>	<p>C Aluminum / Black Anodize (Non-Conductive) RoHS Compliant</p>	<p>SEE CONTACT ARRANGEMENTS PAGE H-2</p>	<p>Connector supplied with contacts</p>	<p>A Position A (Normal)</p>
 <p>805-002 Plug with Accessory Thread</p>		<p>M Aluminum / Electroless Nickel RoHS Compliant</p>		<p>P Pin</p>	<p>B Position B</p>
		<p>NF Aluminum / Cadmium with Olive Drab Chromate</p>		<p>S Socket</p>	<p>C Position C</p>
		<p>ZN Aluminum / Zinc-Nickel with Olive Drab Chromate</p>		<p>Connector supplied without contacts</p>	<p>D Position D</p>
		<p>ZNU Aluminum / Zinc-Nickel with Black Chromate</p>		<p>A Pin Connector, less contacts</p>	
		<p>MT Aluminum / Nickel-PTFE RoHS Compliant</p>		<p>B Socket Connector, less contacts</p>	
		<p>Z1 Stainless Steel / Passivated RoHS Compliant</p>		<p>Connectors with contacts are supplied with signal and/or power crimp contacts. These contacts are not installed.</p>	
				<p>Coaxial contacts and non-standard signal contacts are ordered separately.</p>	

Dimensions in inches (millimeters) and are subject to change without notice.

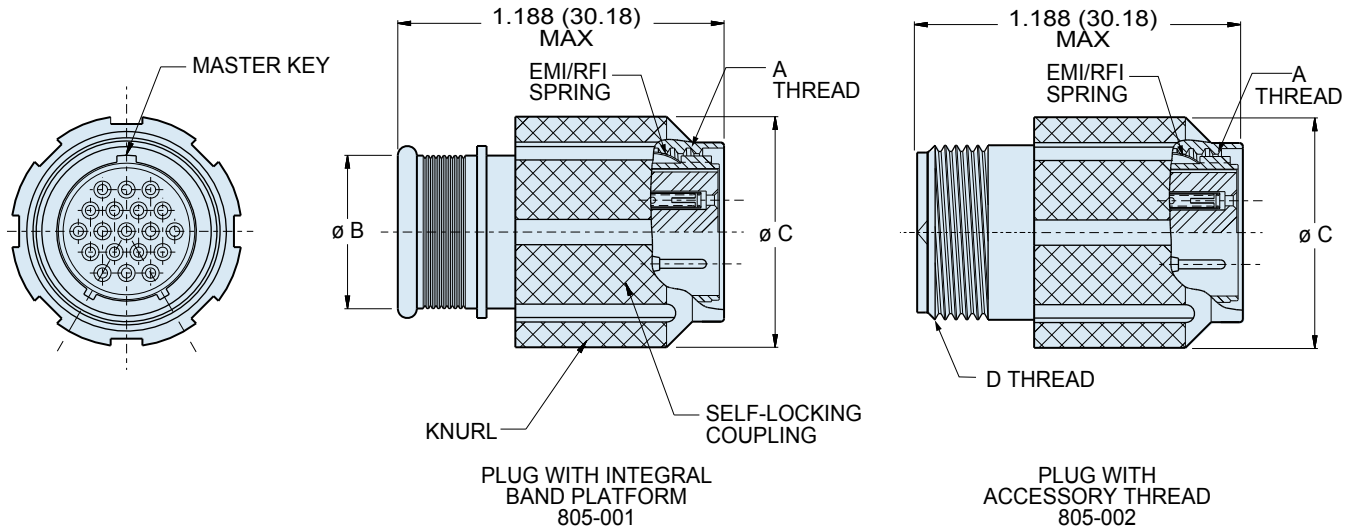
Glenair is Distributed by Air Electro Inc.

Series 805 Mighty Mouse Triple-Start Plug Connector Dimensions

805-001-16 and 805-002-16



Series 805



DIMENSIONS

Shell Size	A Threads	Ø B		Ø C		D Threads Accessory
		In.	mm.	In.	mm.	
8	.5000-.1P-.3L-TS-2B	.317	8.05	.691	17.55	.3750-32 UNEF-2A
9	.5625-.1P-.3L-TS-2B	.397	10.08	.787	19.99	.4375-28 UNEF-2A
10	.6250-.1P-.3L-TS-2B	.473	12.01	.826	20.98	.5000-28 UNEF-2A
11	.6875-.1P-.3L-TS-2B	.519	13.18	.916	23.27	.5625-24 UNEF-2A
12	.7500-.1P-.3L-TS-2B	.585	14.86	.982	24.94	.6250-24 UNEF-2A
15	.9375-.1P-.3L-TS-2B	.687	17.45	1.097	27.86	.7500-20 UNEF-2A
18	1.1250-.1P-.3L-TS-2B	.884	22.45	1.290	32.77	.9375-20 UNEF-2A
19	1.1875-.1P-.3L-TS-2B	.884	22.45	1.310	33.27	.9375-20 UNEF-2A
23	1.4375-.1P-.3L-TS-2B	1.135	28.83	1.562	39.67	1.1875-18 UNEF-2A

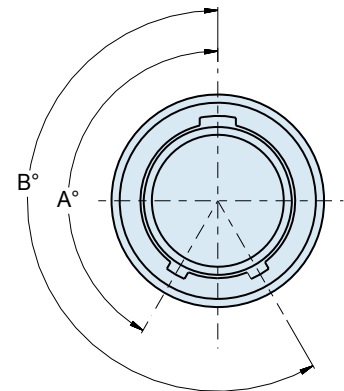
PERFORMANCE SPECIFICATIONS

DWV	#23 500 VAC Sea level, #20HD 750 VAC, #12 AND #16 1800 VAC
Insulation Resistance	5000 Megohms Minimum
Operating Temperature	-55° C. to +150° C.
Immersion, Mated	MIL-STD-810 Method 512. One Meter for One Hour.
EMI	65 dB Minimum from 1 GHz. to 10 GHz.

MATERIALS AND FINISHES

Connector Shell	Aluminum or Stainless Steel
Insulator	Liquid Crystal Polymer (LCP)
Seals	Fluorosilicone Rubber, Blue
Pin Contact	Copper Alloy, Gold over Nickel Plating
Socket Contact	Copper Alloy, Gold over Nickel Plating, with SST Hood
Contact Retainer Clip	Beryllium Copper, Unplated

SERIES 805 KEY POSITIONS



Key Position	Key Rotation	
	A	B
Normal (A)	150°	210°
B	75°	210°
C	95°	230°
D	140°	275°

Dimensions in inches (millimeters) and are subject to change without notice.

Glenair is Distributed by Air Electro Inc.